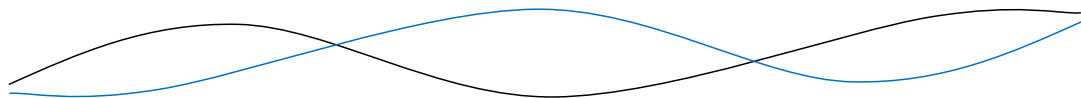
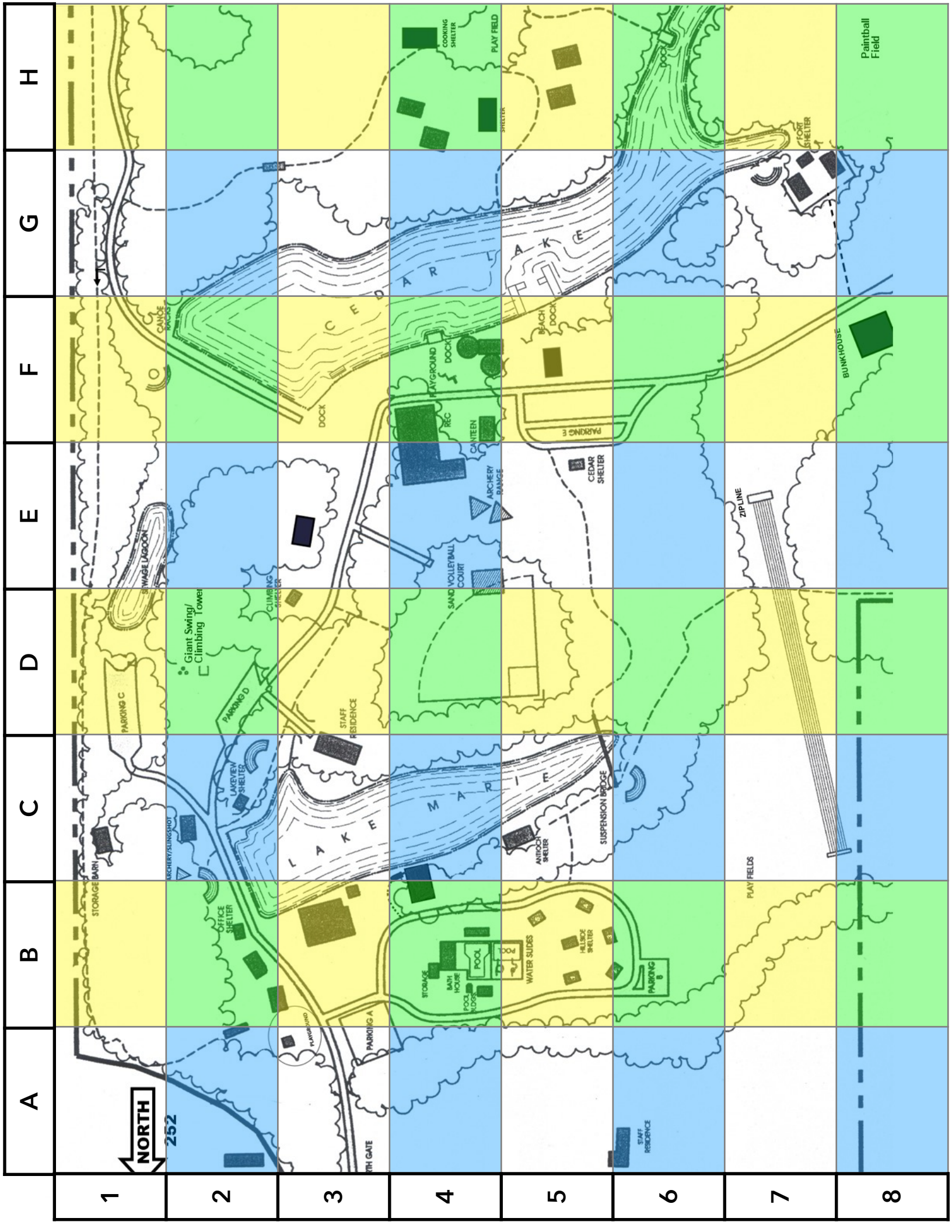


SUMMER CAMP

ACTIVITY GUIDE





A
B
C
D
E
F
G
H

1
2
3
4
5
6
7
8

NORTH
252

Paintball Field

BUNKHOUSE

FORT SHELTER

ZIPLINE

PLAY FIELDS

STAFF RESIDENCE

SUSPENSION BRIDGE

WATER SLIDES

POOL WOODS

BATH HOUSE

POOL

STORAGE

PARKING A

PLUMBING

STAFF RESIDENCE

OFFICE SHELTER

LAUNDRY SHELTER

ARCHERY/SLINGSHOOT

STORAGE BARN

PARKING C

Giant Swing/
Climbing Tower

PARKING D

CLIMBING SHELTER

SWAGE LAGOON

DOCK

REC

PLAYGROUND

DOCK

CANTEN

ARCHERY RANGE

SAND VOLLEBALL COURT

STAFF RESIDENCE

PARKING E

BACK DOCK

CEGAR SHELTER

PLAY FIELDS

PLAY FIELD

COOKING SHELTER

SHOWER

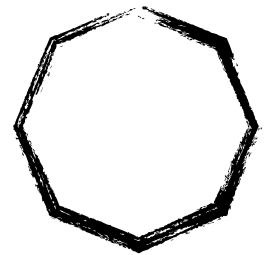
PLAY FIELD

Activity	Notes	Map
9 Square in the Air	Instructions included on a later page. Two different locations, go to the one nearest you.	B2 & E6
Archery	Test your skills with compound bows. Two different locations, your schedule will tell you Hillside or Cedar.	Hillside - C2 Cedar - E5
Basketball	Two different locations. Located in the Ark or on the Hillside court, north of the pool.	Hillside - B4 Ark - F4
Breakout Box	Campers work collaboratively to solve a series of critical thinking puzzles in order to open a locked box. Pick up your box at the office.	B2
Canoes	These are located at Cedar Lake. Be sure to wear a life jacket. And return all canoes, paddles, and life jackets where they belong when done. 5th grade and older.	F1
Carpet Ball	There are many tables to choose from inside the Ark as well as near the Hillside Canteen. Find one that is open and enjoy this classic camp game. Instructions included in a later page.	Hillside - B4 Ark - F4
Climbing Shelter	This facility is located near the Climbing Tower. The challenge is to make it all the way around the shelter without touching the ground - climbing horizontally.	D3
Climbing Tower	This is a challenge course activity that REQUIRES closed-toe shoes. Follow instructions from the Facilitator. Near Lakeview Lodge. Limited to 5th grade and older.	D2
Corcls	Located at Lake Marie, these round boats are a lot of fun. Wear a lifejacket and obey the lifeguard on duty. Limited to 6th grade and younger.	B3
Disc Golf	Disc Golf bags may be checked out of the office or in the Ark. Maps are in the disc golf bags. Feel free to start at any hole.	Hillside - B2 Ark - F4
Dodgeball	Check out and return supplies from the office or in the Ark. Games can be played in any open, unused field.	Hillside - B2 Ark - F4
Dodgebee	A version of dodgeball, but instead of using a ball, you use a dodgedbee disc. Check out and return supplies from the office or in the Ark. Games can be played in any open, unused field.	Hillside - B2 Ark - F4
Fishing	You will be assigned Hillside or Cedar. Corn will be provided for bait. Do not consume the corn yourselves. Please return the poles to their original location when finished.	Hillside - B3 Cedar - F3
Flag Football	Check out and return flags and football from the office or in the Ark. Games can be played in any open, unused field.	Hillside - B2 Ark - F4
Foot Golf	Use your fancy footwork and kick soccer balls into the 6-hole course out by the zipline catch field.	B6

Activity	Notes	Map
<i>GaGa Ball</i>	Instructions included on a later page. Two different locations, go to the one nearest you.	B2 & F4
<i>Giant Jenga</i>	Just like classic Jenga, but now the blocks are giant! Pick up box at the office.	B2
<i>Giant Swing</i>	This is a challenge course activity that REQUIRES closed-toe shoes. Follow instructions from the Facilitator. Near Lakeview Lodge. Limited to 7th grade and older.	D2
<i>Human Foosball</i>	Located across from Cedar Lodge. Plays just like the foosball table game, only with people.	E5
<i>Kayaks</i>	Kayaks are located at Cedar Lake. Wear a life jacket and obey lifeguard. Please help return all items to their original locations when finished. 5th grade and older.	F4
<i>Kickball</i>	Located in the big field. Ball will be in the activity tub at the ball field.	D5
<i>Lake Swim & the Blob</i>	You can swim in the swimming area, enjoy our inflatable water slide, or fly off the Blob! Please listen and obey the lifeguards.	G5
<i>Low Ropes Course</i>	This is a challenge course activity that REQUIRES closed-toe shoes. Follow instructions from the Facilitator. Meet staff at Cedar Shelter. 9th Grade and older.	E5
<i>Nature Hike</i>	A great fun time...and some learning too. Pick up map and guide at the Nature Center near the front of camp.	A2
<i>Parachute Games</i>	Pick up the bag and return in the office. Limited to Grades 1-4.	B2
<i>Pedal Karts</i>	These carts will test you mentally and physically as you race around the Allendale Speedway. You will be assigned either Cedar or Hillside.	Hillside - B4 Cedar - E6
<i>Ping Pong</i>	In the Ark, pick a table and play!	F4
<i>Playground</i>	Enjoy good ol' fashioned fun. Choose the location nearest you.	Hillside - A3 Cedar - F4
<i>Pontoon Boat Ride</i>	Take a leisurely tour of Cedar Lake on a pontoon boat. Departs from the lake. 1st-6th grades only.	F5
<i>Pool Swim & Water Slides</i>	Take a refreshing dip in the pool; jump off the diving board; or slide down one of two slides!	B4-5
<i>Rope Games</i>	Your team will receive a tub with a tug-of-war rope and jump ropes. Check out and return in the office.	B2
<i>Scooters</i>	Scooters are located next to the recreation shed. Please use Hillside basketball court for cruising. Limited to Grades 1-4.	B4
<i>Soccer</i>	Located in the field space in front of the zipline tower. Soccer balls will be in the activity tub at the field.	F7

Activity	Notes	Map
Tetherball & 4 Square	Located in several locations around camp. Find a location nearest you.	B3, B5, F4, G7
Ultimate Frisbee	Frisbees are located in the activity tub at the field in front of the zipline tower.	F7
Vest Tag	Variation on tag using velcro vests and tennis balls. Check out and return to the office or the Ark.	Hillside - B2 Ark - F4
Volleyball	Located in the main ball field. Volleyball should be on the sand court.	E4
Wiffle Ball	Includes bats, balls, throw down bases. Set up anywhere or play on ball diamond. Equipment is in the activity tub at the ball field.	D5
Zipline	This is a challenge course activity that REQUIRES closed-toe shoes. Follow instructions from the Facilitator. Limited to 7th grade and older.	E7

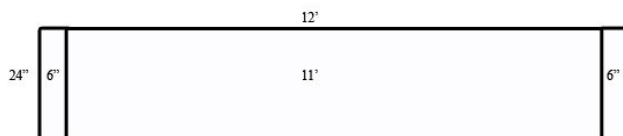
GAGA BALL



Gaga Ball is a form of Dodgeball that's normally played in an Octagon 'Pit' or arena. The game's roots are believed to have originated in Israel. The word 'Ga' means Hit, so Ga-Ga means 'Hit-Hit'. There are several variations to certain details on exactly how the game is played, but we find these rules the most common, fair, and competitive:

- Any number of people can play. To start, everyone in the pit must be touching the wall. Someone tosses the ball in the center of the pit, and it must bounce twice on the ground. As it bounces, everyone says "Ga" for each bounce. After the second bounce ("Ga-Ga"), the ball is live.
- Hit the ball with an open hand or a fist and try to hit it into another player's leg at the knee or below. If the ball hits or touches anyone from the knee or below, that player is out and must exit the pit.
- Anytime the ball goes out of the pit, the last person that the ball touched is out.
- You can only hit the ball one time until it either touches another player or the wall, then you are able to hit it again. You can dribble the ball against the wall only to position it if necessary, and, you can move around anywhere inside the pit during the game.
- The game ends when the last 2 people battle it out to the end, or, to speed up the end of the game, the last 2 players can be given a certain time to finish, such as 10-30 seconds to win, and at that point, a tie is called. Once the game is over, everyone else re-enters the pit to start a new game.
- You can add variations to the game such as playing with more than one ball, play in teams, expand the 'hit' area to be above the knee, allow the 'out' people on the outside of the pit to hit the ball and get people out, and any other variation you can come up with!

CARPETBALL



Each player arranges their balls within arms reach of their end. The cue ball is then rolled in an attempt to knock the other players balls into the tray.

Once the first player has knocked all of player two's balls into the tray player two has one more role to try to knock the remaining balls of player one into the tray (this is known as the mercy roll).

If the player two is successful, then one less ball is placed on the each end and the game repeated.

The cycle is repeated until a winner is determined.

9 SQUARE IN THE AIR

Goal: Be the "King" of the game for as long as you can.

1. The "king" serves the ball from the center square to any other square they choose by hitting the ball up and out of the top of the center game square.
2. Players must return the ball to another player's square.
3. If a player fails to return the ball to another player's square, that player is out.
4. A double hit results in elimination.
5. During game play, players are not allowed to touch the game structure. Touching the game structure results in elimination.
6. When a player is out, they leave their square and move to the end of the line. The other players advance to fill the square of the player who just got out.

